

The step-by-step guide to applying for your Nepal eVisa

Important items to note:

- Nepal has options for both an online and on arrival visa. We recommend volunteers get their visas online ahead of time to avoid long immigration lines at the airport.
- Please wait to submit your visa application 15 days prior to arrival in country. The system will not accept any applications earlier than 15 days.
- Your passport must be valid for at least six months and you will need a whole free page for your visa.
- As a volunteer, you will be traveling to Nepal on a Tourist visa for 30 days for US\$40. Please ensure that you have the required cash on hand (in US dollars) to pay for your visa at the airport. You will not be able to pay by card.
- The following document will guide you through the online application process.
- It's a good idea to keep a few passport photos with your passport so they are immediately handy for other permits, visa applications and other official documents.

Please note some fields require specific information related to your hotel, Nepal contact. Please follow this guide in detail to avoid any errors/issues.

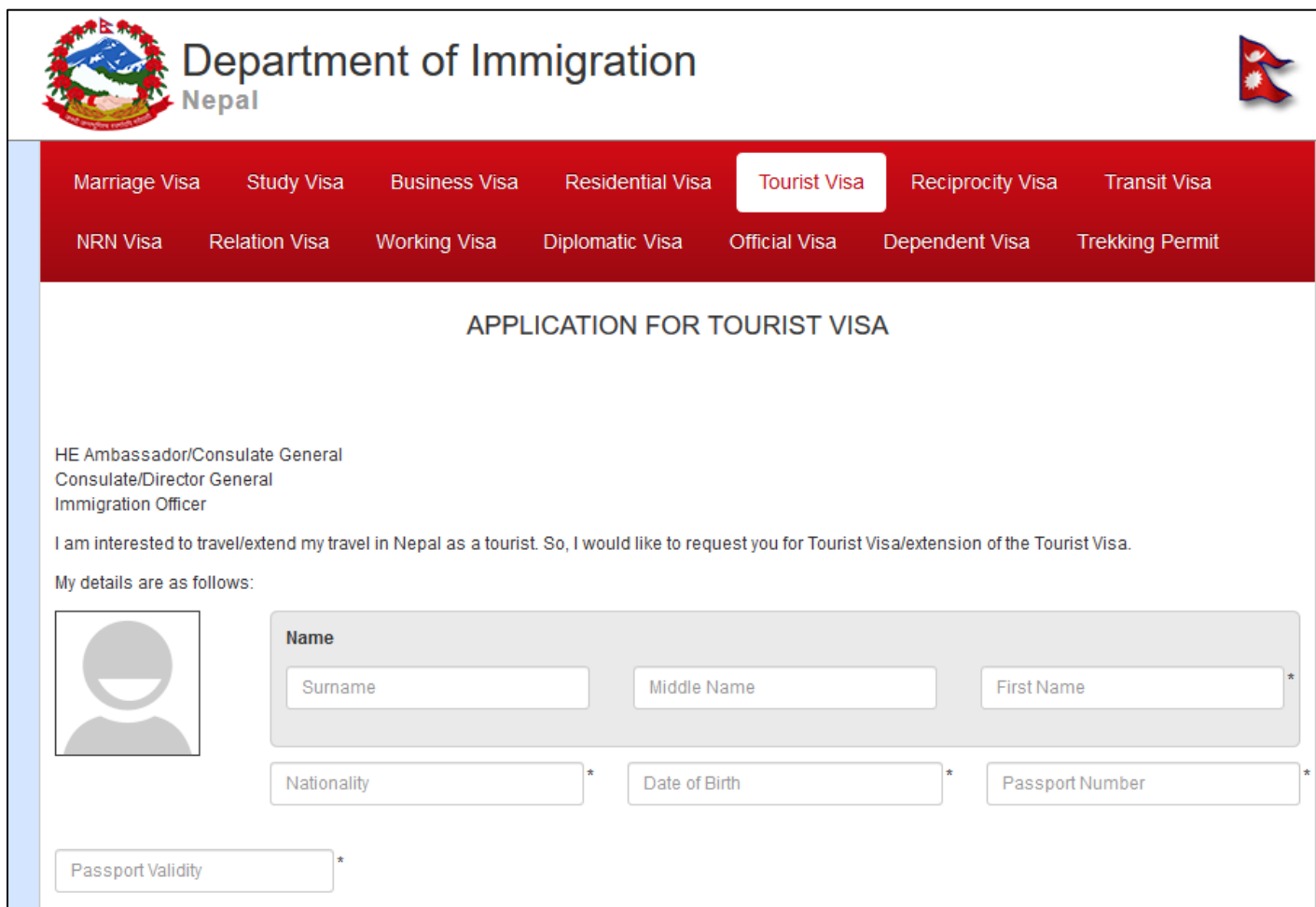
please contact Priyanka.Subba@crs.org, if you have any questions

1. Go to the [Nepal visa application website](#).



2. Select "Tourist Visa"

3. Fill out your information

Please note some fields require specific information related to your hotel, Nepal contact. Please follow this guide in detail to avoid any errors/issues.



The screenshot shows the official website of the Department of Immigration, Nepal. The header features the department's logo and name. A navigation menu includes various visa types, with 'Tourist Visa' highlighted. The main content area is titled 'APPLICATION FOR TOURIST VISA' and contains a form for applicants. The form includes a section for the applicant's name (Surname, Middle Name, First Name), nationality, date of birth, passport number, and passport validity. A placeholder for a passport photo is also present.

 Department of Immigration
Nepal 


Marriage Visa Study Visa Business Visa Residential Visa **Tourist Visa** Reciprocity Visa Transit Visa
NRN Visa Relation Visa Working Visa Diplomatic Visa Official Visa Dependent Visa Trekking Permit

APPLICATION FOR TOURIST VISA

HE Ambassador/Consulate General
Consulate/Director General
Immigration Officer

I am interested to travel/extend my travel in Nepal as a tourist. So, I would like to request you for Tourist Visa/extension of the Tourist Visa.

My details are as follows:



Name

Surname Middle Name First Name *

Nationality * Date of Birth * Passport Number *

Passport Validity *

For street number. Please only put in your street number.

Your zip code in the U.S.

Permanent Address (Home Country)

1104	Street Name	PIN Number
------	-------------	------------

Leave this blank. Please fill in the following information as listed here

Address in Nepal

House No.	Hotel Kutumba, Maitri Marg *	1 *	Patan *	Lalitpur *
Occupation	9851207994 *	9851207994 *	Email Address *	
Visa requested from	From Date *	to	To Date *	(0 days)
First visit to Nepal	Tourist Visa	Validity of Visa		
<input checked="" type="radio"/> New Visa <input type="radio"/> Extension of Visa <input type="radio"/> Transfer of Visa				

Put in the date of your first visit to Nepal (if visited before), if not put in arrival date

Provide a 2-3-day buffer post departure date

Address in Nepal:

- House no. –
- Street name – Hotel Kutumba, Maitri Marg
- Ward No: 1
- VCD/Municipality: Patan
- District: Lalitpur

Name & Address of the hotel:

- Name of hotel: Hotel Kutumba
- Street name – Maitri Marg
- VCD/Municipality: Patan
- District: Lalitpur
- Immigration Office
- TIA (Tribhuvan International Airport)

Address in Nepal

Hotel Other

Name of the hotel

Hotel Kutumba

Address of the hotel

1

Patan

Lalitpur

Immigration Office



*

TIA



Documents required:

- Passport and copies of Passport along with a copy of the latest visa page.

*(Fields marked with * are mandatory)*

Submit

4. Upload your passport photo (top left) and press submit

The screenshot shows a web browser window with the URL `online.nepalimmigration.gov.np`. The page header includes the Department of Immigration Nepal logo and a navigation menu with options like Marriage Visa, Study Visa, Business Visa, Residential Visa, Tourist Visa, Reciprocity Visa, Transit Visa, NRN Visa, Relation Visa, Working Visa, Diplomatic Visa, Official Visa, Dependent Visa, and Trekking Permit. The main heading is "APPLICATION FOR MARRIAGE VISA (Only for foreigner married to Nepali Citizen)". Below this, there is a message from the Director General and a section for "My details are as follows:" with a form containing fields for Name (Surname, Middle Name, First Name), Nationality, Date of Birth, Passport Number, and Passport Validity. A red arrow points to a button labeled "CLICK TO UPLOAD" on the left side of the form.

CLICK TO UPLOAD

Name

Surname Middle Name First Name *

Nationality * Date of Birth * Passport Number *

Passport Validity *

5. Review your details and press submit.

HE Ambassador/ Consulate General
Consulate / Director General
Immigration Officer

I am interested to travel/extend my travel in Nepal as a tourist. So, I would like to request you for Tourist Visa/extension of the Tourist Visa.

My details are as follows:


1. **name:**
2. **Nationality:** American
3. **Date of Birth:**
4. **Passport**
5. **Passport va**
6. **Permanent**
7. **Adi**
8. **Occupation:**
9. **Contact Telephone No.:** +977 985-1207994
10. **Mobile No.:** +977 985 1207994
11. **Email:**
12. **Visa requested from** April 12, 2019 to April 20, 2019 **(9 days)**
13. **First visit to Nepal:**
14. **Last visa type:** Tourist Visa
15. **Validity of Visa:**
16. **Applying for New Visa** (Tourist Visa)
17. **Address in Nepal**
Name of the hotel: Hotel Kutumba
Address of the hotel:
18. **Office:** TIA

Documents required:


- Passport and copies of Passport along with a copy of the latest visa page.
-

6. After pressing submit you will receive a receipt with a barcode, please print it out and take it along with you. you will need to show this to the immigration offer in Nepal for your visa.

- Please also take \$25-\$40 in cash with you for your visa fee which you will pay at the airport. (15 Days – 25 USD - 30 Days – 40 USD)



Department of Immigration
Nepal



Marriage Visa Study Visa Business Visa Residential Visa **Tourist Visa** Reciprocity Visa Transit Visa
NRN Visa Relation Visa Working Visa Diplomatic Visa Official Visa Dependent Visa Trekking Permit

Submission ID:

Name: |

Passport Number:


Applied On: Mar 27, 2019

Print this slip and bring it to TIA along with the following documents (Original & copies) and requisite visa fee within April 11,2019:

- Passport and copies of Passport along with a copy of the latest visa page.

Passport photo will appear here

Signature of the applicant



5933932494935

[Print this document](#)

© 2014 . Ministry of Home Affairs, Department of Immigration, Nepal

Once you land in Kathmandu TIA. Please follow these simple procedures for your tourist visa:

1st Step

- You will have to fill out your “arrival form” (photo right)
 - Please write down **tourism** as your purpose of visit.
- Take your printed visa application submission Receipt with barcode

2nd Step

- Make payment at the bank according to your visa requirement (15/30/90 Days)
- Get the receipt
While you can use different modes of payments (at visa fees collection counter), we advise you to carry some cash to be on the safe side.

3rd Step

- Proceed to the Immigration Desk with your online form, payment receipts and your passport
- Hand in your documents to immigration officer for visa processing. **When asked please let the immigration officer know that you are visiting Nepal as a tourist.**

Government of Nepal
Ministry of Home Affairs
Department of Immigration
ARRIVAL INFORMATION
(TO BE FILLED BY FOREIGN NATIONALS)

DATE DD MM YYYY

PLEASE FILL IN BLOCK LETTERS OR MARK

First Name: _____
Middle Name: _____
Surname: _____

Date of Birth: DD MM YYYY Sex: Male Female Other

Passport No.: _____
Indian nationals from India may provide other authorised ID _____

Expiry Date: DD MM YYYY

Issuing Country: _____

Flight No.: _____

Visa Number: _____ Duration (Days): _____

If you have Nepali Visa Purpose of Visit
 Official Pilgrimage Conference Tourism
 Study Employment Business Other

If Tourism: Rafting Trekking Climbing Other

Address in Nepal: _____
Email Address: _____
Intended Days of Stay: _____

Signature _____

FOR OFFICIAL USE ONLY _____ ARRIVAL SEAL

A must visit place in Kathmandu.